

# THE GATEWAY ARCH



An experience so big,  
you have to share it.



 G A T E W A Y  
A R C H



# SEE DIFFERENTLY

Whether gazing up from below or peering out from the top, the Gateway Arch never fails to impress. As millions have already discovered, it's one experience you just can't keep to yourself. Now is the perfect time to share it with your groups as we wrap up several years of renovation throughout the park.



## WHAT'S NEW

From the Old Courthouse on the west to the renewed riverfront on the east, the Jefferson National Expansion Memorial grounds now extend in one continuous—and pedestrian friendly—urban greenspace. The Gateway Arch's sweeping new entryway is as impressive from the outside as the inside.\* And the completely reimagined museum gives visitors all new ways to engage with local, national, and even their own personal history.\*

- ▶ Lush new walking paths
- ▶ Interactive tram ride pre-boarding exhibits
- ▶ Revitalized riverfront
- ▶ New outdoor performance venues
- ▶ New bus drop-off closer to the Gateway Arch entrance
- ▶ Free, striped, designated bus parking on the riverfront

Learn more about the Gateway Arch renovations at [archpark.org](http://archpark.org).

*\* Opening July 2018*




## IMPROVING ACCESSIBILITY

To extend the Gateway Arch experience to as many visitors as possible, we've implemented a number of changes to improve accessibility.

- ▶ Additional pathways throughout the park, including gently sloping walkways connecting the Gateway Arch to the riverfront
- ▶ Additional bus drop-off locations closer to the new Gateway Arch entrance
- ▶ 1.5 miles of new pedestrian pathways along the riverfront
- ▶ Open floor plan for easier navigation of the new visitor center and museum. Exhibits are wheelchair accessible with small-scale tactile models and audio descriptions available.\*

*\* Opening July 2018*




## ▶ Private Events

For a truly memorable special event, meeting, or reception, let the Riverboats at the Gateway Arch be your host. We can customize your event with a variety of sit-down and buffet options, bar options, and entertainment. For details, call (877) 982-1410 or visit [gatewayarch.com/groups](http://gatewayarch.com/groups).

*Private evening events at the Gateway Arch will be available beginning Fall 2018. Contact the National Park Service for additional information at (314) 655-1611.*

# HERE, GROUPS FIND NEW PERSPECTIVE, INSIDE AND OUT.

Bringing together art, nature, history, and adventure, the Gateway Arch is an inspiration as well as a destination. Founded by the National Park Service in 1935, the Jefferson National Expansion Memorial stretches from the Old Courthouse to the steps overlooking the Mighty Mississippi. In between, the Gateway Arch rises high, a bold monument to the pioneering spirit. Show your guests an experience unlike any other. We'll work with you to ensure they have a truly memorable visit.



## The Gateway Arch

Often called the Gateway to the West, the Gateway Arch is a towering testament to America's pioneering spirit. Your guests can stroll the exterior in search of the perfect photo op. Then, take the tram ride to the top of the nation's tallest man-made monument. As much art as it is engineering, the Gateway Arch will move them, in more ways than one.

*During construction (through June 30, 2018), all visitors must have a paid, timed Tram Ride to the Top or Entry-Only ticket to enter the Gateway Arch facility. Group discounts are available for the Tram Ride to the Top. Tickets must be purchased in advance.*

## Old Courthouse

Your guests can stand in the footsteps of American heroes at this beautifully restored federal courthouse. The site of several pivotal cases, the Old Courthouse is where the enslaved Dred and Harriet Scott sued for their freedom and Virginia Minor fought for women's right to vote. Ranger-led group tours can be booked in advance. Visit [gatewayarch.com](http://gatewayarch.com) for details.

*Through June 30, 2018, the Old Courthouse is serving as the Gateway Arch Ticketing and Visitor Center. Beginning July 1, 2018, all ticketing will be available inside the Gateway Arch facility.*

## Riverboat Cruises at the Gateway Arch

Enjoy some of the best views of the Gateway Arch and downtown St. Louis from the middle of the Mighty Mississippi. With a variety of sightseeing, dinner, and specialty excursions to choose from, a riverboat cruise makes a unique and relaxing addition to your group's Gateway Arch experience.

*Cruises run March through November, rain or shine, subject to weather and river conditions. Tickets required. Private charter cruises are available. Call Group Sales at (314) 923-3080 for details.*

## The Museum at the Gateway Arch\*

Guests can explore the story of America, as well as their own, as they move through six engaging and interactive exhibit galleries tracing the country's growth from the days of colonial St. Louis to the building of the Gateway Arch. During museum construction, several popular exhibits from the former museum are on display in the Old Courthouse.

*\* Opening July 2018. Admission will be free.*



## ▶ River City Music Days

In this educational and non-competitive performance program, students enjoy a full day of activities at the Gateway Arch capped by the chance to share their talents at one of our new performance venues.

*Program is available April through June. Call Group Sales at (314) 923-3080 for details.*

## ▶ Monument to the Dream Movie

In this award-winning documentary, your guests will learn about the inspiration behind architect Eero Saarinen's timeless design and the men who brought it to life.

*Movie admission is included with Tram Ride to the Top or Entry-Only tickets through June 30, 2018. Paid admission required beginning July 1, 2018. Group rates available.*

## ▶ Shopping & Dining

Your guests can find the perfect memento of their visit at our gift shops located under the Gateway Arch, in the Old Courthouse, and on the Riverboat dock.\*\*

At the Arch View Café, guests can dine on cooked-to-order burgers, sandwiches, snacks, and more while taking in amazing views of the Gateway Arch. Boxed lunches are available for groups to enjoy on the dock, on a sightseeing cruise, or take on their next adventure.

*Café open April through October. Hours vary. Box lunches available March through November with one week's advance notice.*

## ▶ Educational Programs

As the architect of the Gateway Arch, it was Eero Saarinen's vision that his monument serve as a gateway to history by celebrating St. Louis' role in America's expansion westward. Continuing Saarinen's mission, there are a number of fascinating National Park Service and other educational programs for students and adults alike:

- ▶ Westward Expansion Tour
- ▶ Old Courthouse Building Tour
- ▶ Bubble Gum Trial
- ▶ Freedom Suit: Dred Scott v. Irene Emerson
- ▶ Trial for the Right to Vote: Virginia Minor v. Happersett
- ▶ Segregation in the 1800s: Williams v. Bellefontaine
- ▶ Tort Liability: Franke v. City of St. Louis
- ▶ Museum Education Programs†

Enhance your group's Gateway Arch experience by participating in one of our scheduled programs. Or, let us tailor a program to your group's specific needs and interests.

Please allow 60 minutes per trial or tour. Maximum group size for National Park Service programs is 30. For student groups, one adult is required for every 10 students. Group reservations for National Park Service programs must be made at least 30 days in advance. Programs are subject to availability.

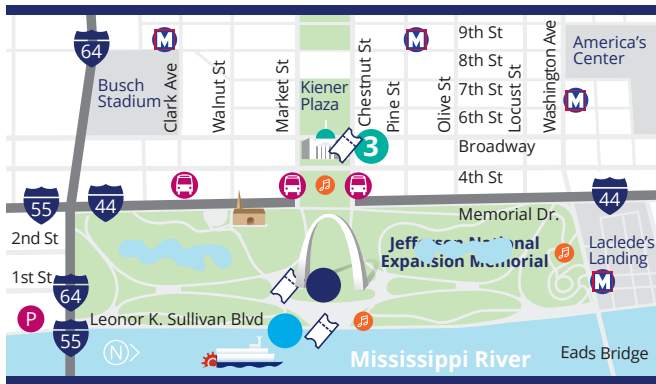
\*\* Seasonal hours apply.

† Programs and formal request process to be announced at a later date. See [gatewayarch.com/groups](http://gatewayarch.com/groups) for updates.

## ▶ Group Sales

Share the Gateway Arch experience with your group. Whether you're looking for a short tour or an all-day excursion, our Group Sales team is eager to work with you to ensure the best possible experience for your guests. Advance group reservations are strongly recommended. **Contact our Group Sales team at (314) 923 3080 for details**, or fill out the online inquiry form at [gatewayarch.com/groups](http://gatewayarch.com/groups) to get in touch.

- ▶ Minimum group size is 20.
- ▶ Every 20th ticket is complimentary. Restrictions apply.
- ▶ Reservations accepted up to one day in advance. Additional notice allows us to better accommodate your requests.
- ▶ Payment is accepted by organization or business check, or by Visa, MasterCard, Discover, or American Express.
- ▶ Group purchases and payment requirements vary depending on selected activities.
- ▶ Complimentary bus parking is available on a first come, first served basis.
- ▶ Box lunches available March through November with advance notice of a week or more.



- 1** Gateway Arch Experience
  - ▶ Tram Ride to the Top
  - ▶ The Arch Store
  - ▶ Documentary Movie
- 2** Riverboats at the Gateway Arch
  - ▶ Arch View Café
  - ▶ Gift Shop
- 3** Old Courthouse
  - ▶ Gift Shop
  - ▶ Exhibit Galleries
- 4** Performance Spaces
  - ▶ Luther Ely Smith Square
  - ▶ North Gateway
  - ▶ Riverfront
- 5** Bus Drop-Off/Pick-Up
- 6** Complimentary Motor Coach Parking
- 7** Ticket Sales Locations
  - ▶ Old Courthouse\*
  - ▶ Outside of Gateway Arch\*
  - ▶ Riverboat Dock

*\*As of July 1, 2018, the Gateway Arch Ticket Center will be operating in the new Gateway Arch facility and the outside ticket booth will be permanently closed. Subject to change due to construction and weather conditions.*



### DRIVING TIME TO ST. LOUIS

Chicago, IL	296 Miles	4 hrs, 25 min
Nashville, TN	308 Miles	4 hrs, 35 min
Memphis, TN	284 Miles	4 hrs
Louisville, KY	259 Miles	3 hrs, 50 min
Indianapolis, IN	242 Miles	3 hrs, 45 min
Kansas City, MO	248 Miles	3 hrs, 40 min
Oklahoma City, OK	500 Miles	7 hrs, 10 min
Omaha, NE	437 Miles	6 hrs, 25 min
Quad Cities	257 Miles	3 hrs, 50 min
Cincinnati, OH	358 Miles	5 hrs, 15 min

## ▶ Hours of Operation

The Gateway Arch and Old Courthouse are open year round. Our summer season runs Memorial Day weekend to Labor Day weekend. Winter hours run Labor Day weekend to Memorial Day weekend. Both attractions are closed Thanksgiving, Christmas, and New Year's Day.

### Gateway Arch

Summer—Daily, 8am–10pm\*  
Winter—Daily, 9am–6pm\*

11 North 4th Street, St. Louis, MO 63102

\* Last tram departs 1 hour prior to closing.

### Riverboats at the Gateway Arch

Available March—November  
Visit [gatewayarch.com](http://gatewayarch.com) for details.

Cruise times vary.

50 S. Leonor K. Sullivan Blvd, St. Louis, MO 63102

### Old Courthouse

Through June 30, 2018  
Summer—Daily, 7:30am–8pm  
Winter—Daily, 8am–5pm

July 1, 2018 and beyond  
Daily, 8am–4:30pm

11 North 4th Street, St. Louis, MO 63102

Visit [gatewayarch.com](http://gatewayarch.com) for directions, updates, and bus drop-off locations.

**NOTE:** For the remainder of construction (through June 30, 2018), capacity of the Gateway Arch Visitor Center will be limited. All visitors planning to enter the Gateway Arch facility must have a paid, timed ticket in advance. Through June 30, 2018, both Tram Ride to the Top and Entry-Only tickets include the documentary movie, Monument to the Dream. Beginning July 1, 2018, Entry-Only tickets will not be required for admission to the Gateway Arch facility, and the documentary movie will require paid admission (group rates apply). For updates, visit [gatewayarch.com](http://gatewayarch.com).

## Gateway Arch Group Sales

(314) 923 3080 | [groupsales@gatewayarch.com](mailto:groupsales@gatewayarch.com)

## Gateway Arch Call Center

(877) 982-1410 | Open 7 days a week